


Design and technology

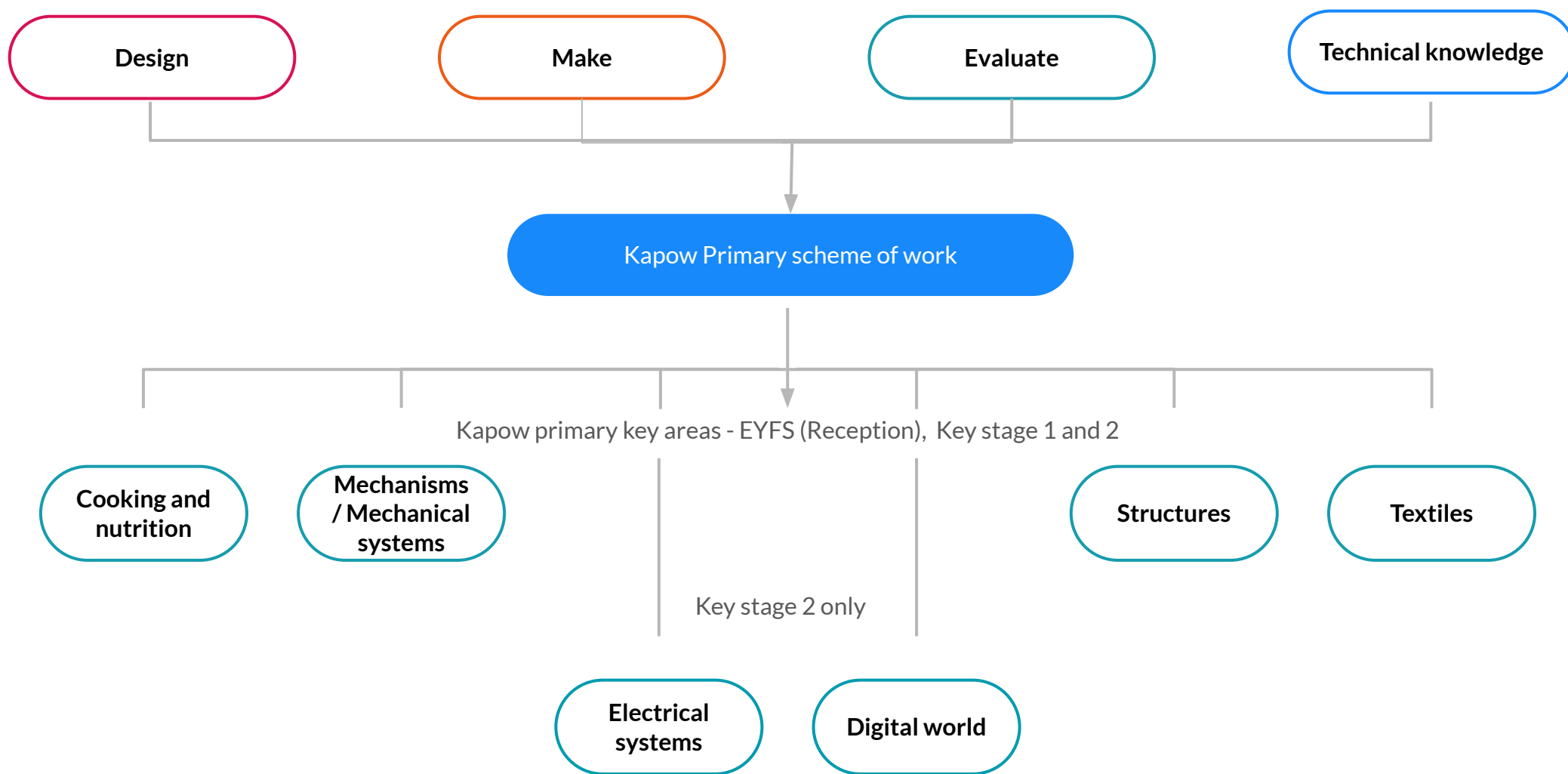


*Kapow
Primary™*

National curriculum
coverage

Introduction

Kapow Primary offers full coverage of the KS1 and KS2 Design and technology curriculum and we have categorised our content into six areas, with four strands that run throughout:



Overview

	Cooking and nutrition	Mechanisms	Structures	Textiles	Electrical systems	Digital world
--	-----------------------	------------	------------	----------	--------------------	---------------

Aside from Electrical systems and Digital world, which are taught in KS2 only, each of these acts as the focus for a unit within each year group

EYFS (Reception)	Soup		Boats Junk modelling	Bookmarks		
Year 1	Smoothies	Moving storybook Wheels and axles	Windmills	Puppets		
Year 2	Balanced diet	Moving monsters Ferris wheels	Baby bear's chair	Pouches		
Year 3	Eating seasonally	Pneumatic toys	Castles	Cross stitch and appliqué	Electric poster	Electronic charm
Year 4	Adapting a recipe	Slingshot cars	Pavilions	Fastenings	Torches	Mindful moments timer
Year 5	Developing a recipe	Pop-up books	Bridges	Stuffed toys	Doodlers	Monitoring devices
Year 6	Come dine with me	Automata toys	Playgrounds	Waistcoats	Steady hand games	Navigating the world

The four strands (below) of the Design and technology curriculum run through each unit; with Cooking and nutrition as the focus of one Food unit per year

D Design

M Make

E Evaluate

TK Technical knowledge

Early years outcomes in Kapow Primary's units

<p>Early Years Foundation Stage (Reception)</p> <p>Kapow Primary's units</p>	<p>Early years outcomes: Prime Areas</p> <p>Development Matters 2021 statements</p> <p>Early Learning Goals</p>	<p>Early years outcomes: Specific Areas</p> <p>Development Matters 2021 statements</p> <p>Early Learning Goals</p>	<p>Characteristics of effective learning</p>
<p>Structures: Junk modelling</p>	<p>Physical development</p> <p>-Develop small motor skills so that they can use a range of tools competently, safely and confidently.</p> <p>-ELG: Fine Motor Skills> Use a range of small tools, including scissors, paint brushes and cutlery.</p>	<p>Expressive Arts and Design</p> <p>-Explore, use and refine a variety of artistic effects to express ideas and feelings.</p> <p>-Return to and build on their previous learning, refining ideas and developing their ability to represent them.</p> <p>-Create collaboratively, sharing ideas, resources and skills.</p> <p>-ELG: Creating with materials> Safely use and explore a variety of materials, tools and techniques, experimenting with colour, design, texture, form and function.</p> <p>-ELG: Creating with materials> Share their creations, explaining the process they have used.</p>	<ul style="list-style-type: none"> ✓ Playing and exploring ✓ Active learning ✓ Creating and thinking critically
<p>Food: Soup</p>	<p>Communication and language</p> <p>-Learn new vocabulary.</p> <p>-Use new vocabulary throughout the day.</p> <p>-ELG: Speaking> Participate in small group, class and one-to-one discussions, offering their own ideas, using recently introduced vocabulary.</p> <p>Personal, social and emotional development</p> <p>-Know and talk about the different factors that support their overall health and wellbeing: healthy eating.</p> <p>-ELG: Managing self> Manage their own basic hygiene and personal needs, including... understanding the importance of healthy food choices.</p> <p>Physical development</p> <p>-Develop small motor skills so that they can use a range of tools competently, safely and confidently.</p> <p>-ELG: Use a range of small tools, including scissors, paint brushes and cutlery.</p>	<p>Understanding the world</p> <p>-Explore the natural world around them.</p> <p>-ELG: The Natural World>Explore the natural world around them, making observations and drawing pictures of animals and plants.</p> <p>Expressive Arts and Design</p> <p>-Explore, use and refine a variety of artistic effects to express ideas and feelings.</p> <p>-ELG: Creating with materials> Safely use and explore a variety of materials, tools and techniques, experimenting with colour, design, texture, form and function.</p>	<ul style="list-style-type: none"> ✓ Playing and exploring ✓ Active learning

Early years outcomes in Kapow Primary's units

<p>Early Years Foundation Stage (Reception)</p> <p>Kapow Primary's units</p>	<p>Early years outcomes: Prime Areas</p> <p>Development Matters 2021 statements</p> <p>Early Learning Goals</p>	<p>Early years outcomes: Specific Areas</p> <p>Development Matters 2021 statements</p> <p>Early Learning Goals</p>	<p>Characteristics of effective learning</p>
<p>Textiles: Bookmarks</p>	<p>Physical development</p> <p>-Develop small motor skills so that they can use a range of tools competently, safely and confidently.</p> <p>-ELG: Fine Motor Skills> Use a range of small tools, including scissors, paint brushes and cutlery.</p>	<p>Expressive Arts and Design</p> <p>-Explore, use and refine a variety of artistic effects to express ideas and feelings.</p> <p>-Return to and build on their previous learning, refining ideas and developing their ability to represent them.</p> <p>-ELG: Creating with materials> Safely use and explore a variety of materials, tools and techniques, experimenting with colour, design, texture, form and function.</p> <p>-ELG: Creating with materials> Share their creations, explaining the process they have used.</p>	<ul style="list-style-type: none"> ✓ Playing and exploring ✓ Active learning ✓ Creating and thinking critically
<p>Structures: Boats</p>	<p>Communication and language</p> <p>-Articulate their ideas and thoughts in well-formed sentences.</p> <p>-Connect one idea or action to another using a range of connectives.</p> <p>-Use talk to help work out problems and organise thinking and activities, and to explain how things work and why they might happen.</p> <p>-ELG: Speaking> Participate in small group, class and one-to-one discussions, offering their own ideas, using recently introduced vocabulary.</p> <p>-ELG: Speaking> Offer explanations for why things might happen.</p>	<p>Understanding the world</p> <p>-Explore the natural world around them.</p> <p>-ELG: The Natural World>Explore the natural world around them, making observations and drawing pictures of animals and plants.</p> <p>Expressive Arts and Design</p> <p>-Explore, use and refine a variety of artistic effects to express ideas and feelings.</p> <p>-ELG: Creating with materials> Safely use and explore a variety of materials, tools and techniques, experimenting with colour, design, texture, form and function.</p> <p>-ELG: Creating with materials> Share their creations, explaining the process they have used.</p>	<ul style="list-style-type: none"> ✓ Playing and exploring ✓ Active learning ✓ Creating and thinking critically

National Curriculum by Kapow Primary's themes and topics

Key Stage 1 - National curriculum Design and technology content	Kapow Primary's Design and technology strands	Kapow Primary topics Key stage 1 - Year 1				
		* Moving story books	* Windmills	* Puppets	* Wheels and axles	* Smoothies
Design purposeful, functional, appealing products for themselves and other users based on design criteria.	Design	✓	✓	✓	✓	✓
Generate, develop, model and communicate their ideas through talking, drawing, templates, mock- ups and, where appropriate, information and communication technology.	Design	✓	✓	✓	✓	✓
Select from and use a range of tools and equipment to perform practical tasks [for example, cutting, shaping, joining and finishing].	Make	✓	✓	✓	✓	✓
Select from and use a wide range of materials and components, including construction materials, textiles and ingredients, according to their characteristics.	Make	✓	✓	✓	✓	✓
Explore and evaluate a range of existing products.	Evaluate	✓	✓		✓	
Evaluate their ideas and products against design criteria.	Evaluate	✓	✓	✓	✓	✓

*Units that are included in the condensed curriculum

National Curriculum by Kapow Primary's themes and topics

Key Stage 1 - National curriculum Design and technology content	Kapow Primary's Design and technology strands	Kapow Primary topics Key stage 1 - Year 1				
		* Moving story books	* Windmills	* Puppets	* Wheels and axles	* Smoothies
Build structures, exploring how they can be made stronger, stiffer and more stable.	Technical knowledge		✓			
Explore and use mechanisms [for example, levers, sliders, wheels and axles], in their products.	Technical knowledge	✓	✓		✓	
Use basic principles of a healthy and varied diet to prepare dishes.	D M E					
Understand where food comes from.	D M E					✓

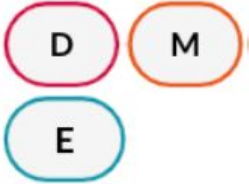
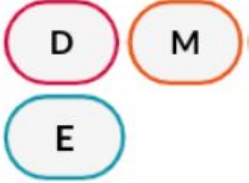
*Units that are included in the condensed curriculum

National Curriculum by Kapow Primary's themes and topics

Key Stage 1 - National curriculum Design and technology content	Kapow Primary's Design and technology strands	Kapow Primary topics Key stage 1 - Year 2				
		* Moving monsters	* Baby bear's chair	* Pouches	* Ferris wheels	* Balanced diet
Design purposeful, functional, appealing products for themselves and other users based on design criteria.	Design	✓	✓	✓	✓	✓
Generate, develop, model and communicate their ideas through talking, drawing, templates, mock- ups and, where appropriate, information and communication technology.	Design	✓	✓	✓	✓	✓
Select from and use a range of tools and equipment to perform practical tasks [for example, cutting, shaping, joining and finishing].	Make	✓	✓	✓	✓	✓
Select from and use a wide range of materials and components, including construction materials, textiles and ingredients, according to their characteristics.	Make	✓	✓	✓	✓	✓
Explore and evaluate a range of existing products.	Evaluate	✓		✓	✓	✓
Evaluate their ideas and products against design criteria.	Evaluate	✓	✓	✓	✓	✓

*Units that are included in the condensed curriculum

National Curriculum by Kapow Primary's themes and topics

Key Stage 1 - National curriculum Design and technology content	Kapow Primary's Design and technology strands	Kapow Primary topics Key stage 1 - Year 2				
		* Moving monsters	* Baby bear's chair	* Pouches	* Ferris wheels	* Balanced diet
Build structures, exploring how they can be made stronger, stiffer and more stable.	Technical knowledge		✓		✓	
Explore and use mechanisms [for example, levers, sliders, wheels and axles], in their products.	Technical knowledge	✓			✓	
Use basic principles of a healthy and varied diet to prepare dishes.						✓
Understand where food comes from.						✓

*Units that are included in the condensed curriculum

National Curriculum by Kapow Primary's themes and topics

Key Stage 2 - National curriculum Design and technology content	Kapow Primary's Design and technology strands	Kapow Primary topics Lower key stage 2 - Year 3					
		*Eating seasonally	*Castles	*Cross stitch and appliqué	*Pneumatic toys	Electric poster	*Wearable technology
Use research and develop design criteria to inform the design of innovative, functional, appealing products that are fit for purpose, aimed at particular individuals or groups.	Design		✓	✓	✓	✓	✓
Generate, develop, model and communicate their ideas through discussion, annotated sketches, cross-sectional and exploded diagrams, prototypes, pattern pieces and computer- aided design.	Design	✓	✓	✓	✓	✓	✓
Select from and use a wider range of tools and equipment to perform practical tasks [for example, cutting, shaping, joining and finishing], accurately.	Make	✓	✓	✓	✓	✓	
Select from and use a wide range of materials and components, including construction materials, textiles and ingredients, according to their characteristics.	Make	✓	✓	✓	✓	✓	
Investigate and analyse a range of existing products.	Evaluate		✓		✓		✓
Evaluate their ideas and products against their own design criteria and consider the views of others to improve their work.	Evaluate		✓	✓	✓	✓	✓

*Units that are included in the condensed curriculum

National Curriculum by Kapow Primary's themes and topics

Key Stage 2 - National curriculum Design and technology content	Kapow Primary's Design and technology strands	Kapow Primary topics Lower key stage 2 - Year 3					
		*Eating seasonally	*Castles	*Cross stitch and appliqué	*Pneumatic toys	Electric poster	*Wearable technology
Understand how key events and individuals in design and technology have helped shape the world.	Evaluate				✓		✓
Apply their understanding of how to strengthen, stiffen and reinforce more complex structures.	Technical knowledge		✓				
Understand and use mechanical systems in their products [for example, gears, pulleys, cams, levers and linkages].	Technical knowledge				✓		
Understand and use electrical systems in their products [for example, series circuits incorporating switches, bulbs, buzzers and motors].	Technical knowledge					✓	
Apply their understanding of computing to program, monitor and control their products.	Technical knowledge						✓
Understand and apply principles of a healthy and varied diet.	D M E	✓					
Prepare and cook variety of predominantly savoury dishes using a range of cooking techniques.	D M E	✓					
Understand seasonality, and know where and how a variety of ingredients are grown, reared, caught and processed.	D M E	✓					

*Units that are included in the condensed curriculum

National Curriculum by Kapow Primary's themes and topics

Key Stage 2 - National curriculum Design and technology content	Kapow Primary's Design and technology strands	Kapow Primary topics Lower key stage 2 - Year 4					
		* Pavilions	* Adapting a recipe	* Fastenings	* Slingshot cars	* Torches	Mindful timer
Use research and develop design criteria to inform the design of innovative, functional, appealing products that are fit for purpose, aimed at particular individuals or groups.	Design	✓	✓	✓	✓	✓	✓
Generate, develop, model and communicate their ideas through discussion, annotated sketches, cross-sectional and exploded diagrams, prototypes, pattern pieces and computer-aided design.	Design	✓	✓	✓	✓	✓	
Select from and use a wider range of tools and equipment to perform practical tasks [for example, cutting, shaping, joining and finishing], accurately.	Make	✓	✓	✓	✓	✓	✓
Select from and use a wide range of materials and components, including construction materials, textiles and ingredients, according to their characteristics.	Make	✓	✓	✓	✓	✓	
Investigate and analyse a range of existing products.	Evaluate	✓	✓	✓	✓	✓	✓
Evaluate their ideas and products against their own design criteria and consider the views of others to improve their work.	Evaluate	✓	✓	✓	✓	✓	✓

*Units that are included in the condensed curriculum

National Curriculum by Kapow Primary's themes and topics

Key Stage 2 - National curriculum Design and technology content	Kapow Primary's Design and technology strands	Kapow Primary topics Lower key stage 2 - Year 4					
		* Pavilions	* Adapting a recipe	* Fastenings	* Slingshot cars	* Torches	Mindful timer
Understand how key events and individuals in design and technology have helped shape the world.	Evaluate				✓	✓	
Apply their understanding of how to strengthen, stiffen and reinforce more complex structures.	Technical knowledge	✓					
Understand and use mechanical systems in their products [for example, gears, pulleys, cams, levers and linkages].	Technical knowledge				✓		
Understand and use electrical systems in their products [for example, series circuits incorporating switches, bulbs, buzzers and motors].	Technical knowledge					✓	
Apply their understanding of computing to program, monitor and control their products.	Technical knowledge						✓
Understand and apply principles of a healthy and varied diet.	D M E						
Prepare and cook variety of predominantly savoury dishes using a range of cooking techniques.	D M E		✓				
Understand seasonality, and know where and how a variety of ingredients are grown, reared, caught and processed.	D M E						

*Units that are included in the condensed curriculum

National Curriculum by Kapow Primary's themes and topics

Key Stage 2 - National curriculum Design and technology content	Kapow Primary's Design and technology strands	Kapow Primary topics Upper key stage 2 - Year 5					
		* Developing a recipe	* Pop-up books	Stuffed toys	* Doodlers	* Bridges	* Monitoring devices
Use research and develop design criteria to inform the design of innovative, functional, appealing products that are fit for purpose, aimed at particular individuals or groups.	Design	✓	✓	✓	✓	✓	✓
Generate, develop, model and communicate their ideas through discussion, annotated sketches, cross-sectional and exploded diagrams, prototypes, pattern pieces and computer-aided design.	Design	✓	✓	✓		✓	✓
Select from and use a wider range of tools and equipment to perform practical tasks [for example, cutting, shaping, joining and finishing], accurately.	Make	✓	✓	✓	✓	✓	
Select from and use a wider range of materials and components, including construction materials, textiles and ingredients, according to their functional properties and aesthetic qualities.	Make	✓	✓	✓		✓	
Investigate and analyse a range of existing products.	Evaluate	✓	✓	✓	✓	✓	
Evaluate their ideas and products against their own design criteria and consider the views of others to improve their work.	Evaluate	✓	✓	✓	✓	✓	✓

*Units that are included in the condensed curriculum

National Curriculum by Kapow Primary's themes and topics

Key Stage 2 - National curriculum Design and technology content	Kapow Primary's Design and technology strands	Kapow Primary topics Upper key stage 2 - Year 5					
		*Developing a recipe	*Pop-up books	Stuffed toys	*Doodlers	*Bridges	*Monitoring devices
Understand how key events and individuals in design and technology have helped shape the world.	Evaluate	✓					✓
Apply their understanding of how to strengthen, stiffen and reinforce more complex structures.	Technical knowledge				✓	✓	✓
Understand and use mechanical systems in their products [for example, gears, pulleys, cams, levers and linkages].	Technical knowledge		✓				
Understand and use electrical systems in their products [for example, series circuits incorporating switches, bulbs, buzzers and motors].	Technical knowledge				✓		
Apply their understanding of computing to program, monitor and control their products.	Technical knowledge	✓					✓
Understand and apply principles of a healthy and varied diet.	D M E	✓					
Prepare and cook variety of predominantly savoury dishes using a range of cooking techniques.	D M E	✓					
Understand seasonality, and know where and how a variety of ingredients are grown, reared, caught and processed.	D M E	✓					

*Units that are included in the condensed curriculum

National Curriculum by Kapow Primary's themes and topics

Key Stage 2 - National curriculum Design and technology content	Kapow Primary's Design and technology strands	Kapow Primary topics Upper key stage 2 - Year 6					
		* Come dine with me	* Automata toys	* Steady hand game	* Playgrounds	* Navigating the world	Waistcoats
Use research and develop design criteria to inform the design of innovative, functional, appealing products that are fit for purpose, aimed at particular individuals or groups.	Design	✓	✓	✓	✓	✓	✓
Generate, develop, model and communicate their ideas through discussion, annotated sketches, cross-sectional and exploded diagrams, prototypes, pattern pieces and computer- aided design.	Design	✓	✓	✓	✓	✓	✓
Select from and use a wider range of tools and equipment to perform practical tasks [for example, cutting, shaping, joining and finishing], accurately.	Make	✓	✓	✓	✓	✓	✓
Select from and use a wider range of materials and components, including construction materials, textiles and ingredients, according to their functional properties and aesthetic qualities.	Make	✓		✓	✓		✓
Investigate and analyse a range of existing products.	Evaluate		✓	✓	✓		✓
Evaluate their ideas and products against their own design criteria and consider the views of others to improve their work.	Evaluate	✓	✓	✓	✓	✓	✓
*Units that are included in the condensed curriculum							

National Curriculum by Kapow Primary's themes and topics

Key Stage 2 - National curriculum Design and technology content	Kapow Primary's Design and technology strands	Kapow Primary topics Upper key stage 2 - Year 6					
		*Come dine with me	*Automata toys	*Steady hand game	*Playgrounds	*Navigating the world	Waistcoats
Understand how key events and individuals in design and technology have helped shape the world.	Evaluate		✓	✓			
Apply their understanding of how to strengthen, stiffen and reinforce more complex structures.	Technical knowledge				✓		
Understand and use mechanical systems in their products [for example, gears, pulleys, cams, levers and linkages].	Technical knowledge		✓				
Understand and use electrical systems in their products [for example, series circuits incorporating switches, bulbs, buzzers and motors].	Technical knowledge			✓			
Apply their understanding of computing to program, monitor and control their products.	Technical knowledge					✓	
Understand and apply principles of a healthy and varied diet.	D M E	✓					
Prepare and cook variety of predominantly savoury dishes using a range of cooking techniques.	D M E	✓					
Understand seasonality, and know where and how a variety of ingredients are grown, reared, caught and processed.	D M E	✓					

*Units that are included in the condensed curriculum

Cross-curricular links - Year 1

National curriculum subjects	Kapow Primary topics				
	* Making a moving story book	* Constructing a windmill	* Puppets	* Wheels and axles	* Smoothies
English	Reading - appreciating rhymes such as Humpty Dumpty		Reading - Listening to and answering questions about the main character's appearance in Little Red Riding Hood (or another story of your choice)		
Maths		Recognising 2D and 3D shapes, beginning to recognise how a net can make a 3D shape		Identifying lengths on their design, considering how wheels work	
Science					Thinking scientifically - classifying fruit and vegetables Animals, including humans - learning about the importance of fruit and vegetables in the diet and food hygiene
Art and design	Drawing the background of their design along with the moving parts				
Computing				Digitally painting a flag for their car (extension activity)	
Geography		Learning about how windmills are used today to generate electricity (wind turbines)			

Cross-curricular links - Year 2

National curriculum subjects	Kapow Primary topics				
	* Fairground wheel	* Balanced diet	* Making a moving monster	* Baby bear's chair	* Pouches
English		Reading - reading a letter and summarising the key points		Reading - discussing the events from 'Goldilocks and the three bears'	
Maths	Talking about 3d shapes and naming them correctly		Recording a tally survey	Creating 3D shapes from playdough, Recording totals on a tally chart	
Science	Discussing the properties of materials when choosing materials for their fairground wheel	Discussing the senses that humans have, having an awareness of food hygiene		Interpreting the results of the tip-test	
Art and design			Sketching design ideas		Decorating the pouch using a range of materials
Computing	Practising drag and drop skills by creating an inspiration board (extension activity)				
Geography				Identifying natural and man-made structures	

Cross-curricular links - Year 3

National curriculum subjects	Kapow Primary topics					
	* Cross-stitch and appliqué Cushions or Egyptian collars	Electric poster	* Pneumatic toys	* Wearable technology	* Eating seasonally	* Castles
English				Reading - considering language on sales displays and how it persuades us to buy the product	Reading - following the instructions in a recipe	
Maths	Choosing a 2D shape for their cushion, using knowledge of length to leave correct space for stuffing, seam and running stitch length			Drawing and manipulating 2D shapes, working with nets of 3D shapes (extension activity)		Identifying and naming 2D and 3D shapes in castle structures, drawing 2D shapes, constructing nets to make 3D shapes
Science		Electricity (Y4) - building a simple circuit and identifying components of a circuit				
Art and design	Designing a theme for their applique shapes (maybe around another topic)		Decorating their pneumatic toys with embellishments			
Computing				Learning about the history of Computers and how they have developed over time into smart wearables today, writing a programme to enable an LED to flash on a button press, using CAD software to design		Using powerpoint to create their own net (extension activity)
Geography			Discussing how electricity can be made using wind and sea power		Knowing what climate is and that it affects food growth, reading information from a map of the world, knowing the environmental impact of importing food	
History	Learning about Egyptian collars (If you choose the Egyptian collars theme for this unit)	Creating posters that give information about Ancient Rome		Learning about the Digital revolution and the history of computers		Learning about the features of castles and their purpose
RSE/PSHE					Considering food hygiene, knowing that fruit and vegetables give us nutritional benefits	

Cross-curricular links - Year 4

National curriculum subjects	Kapow Primary topics					
	*Torches	*Making a slingshot car	Mindful moments timer	*Adapting a recipe	*Pavilions	*Fastenings
English				Spoken language - giving a brief pitch for their biscuit recipe		
Maths		Using nets to create 3D shapes, measuring accurately	Creating a 3D structure using a net	Completing a budget, considering profit margins, using nets to create 3D packages	Building 3D shapes to test the strength of different structures	
Science	Electricity - Identifying electrical products, conductors and insulators, building a simple series circuit with a switch	Forces - understanding the concept of air resistance (Y5) when designing their car				
Art and design		Decorating the panels of the chassis	Decorating their mindful moments timer case		Creating textural effects with materials to clad their structure	
Computing			Programming a micro:bit to function as a timer, debugging code, using software to create logos			Taking photographs of fastenings they find
Geography		Considering eco-friendly ways of powering cars				
History	Learning about life before electricity	Considering life before the motor car				
RSE/PSHE	Identifying electrical hazards		Sharing ways to be mindful and how this helps us to look after our mental health	Following basic food hygiene		

Cross-curricular links - Year 5

National curriculum subjects	Kapow Primary topics					
	*Pop-up books	*Doodlers	*Monitoring devices	*Developing a recipe	*Bridges	Stuffed toys
English	Adding captions to their pop-up books to suit the audience	Writing - writing instructions on how to make a Doodler				
Maths					Measuring wood accurately to the nearest mm, draw 45° angles	
Science		Electricity -Exploring electrical circuit, identifying and naming components, working investigatively and drawing conclusions	Animals, including humans - finding out about the needs of animals		Using investigative methods to test the strength of a range of bridges, considering properties of materials	
Art and design	Drawing components for their pop-up books			Designing a label for their bolognaise		
Computing			Using search engines to research animals, programming and debugging an animal monitor, using CAD skills to create virtual models	Using search engines to research variations of a recipe		
Geography			Considering how we can use the six Rs of sustainability to develop more sustainable habits			
History			Learning about how thermometers have developed, learning about the history behind plastic use			
RSE/PSHE			Considering our shared responsibilities for protecting the environment			

Cross-curricular links - Year 6

National curriculum subjects	Kapow Primary topics					
	* Navigating the world	* Come dine with me	* Playgrounds	Waistcoats	* Steady hand game	* Automata toys
English	Reading - finding key points in a clients letter to create design criteria Spoken language - presenting a pitch about their product					
Maths			Measuring accurately to the nearest mm		Using net templates to create the base of their game	Measuring accurately to the nearest mm
Science	Considering materials and their functional properties	Recognising the impact of diet on our bodies			Drawing circuit diagrams, naming components and their functions	
Art and design			Creating textural effects with materials to clad their structure		Exploring one line drawings	
Computing	Programming a compass (all), pedometer and a light/thermometer (extension), using CAD skills to produce a virtual model				Recapping rules for safe online searching	
Geography	Considering sustainability in design					
History						Learning about Victorian toys
RSE/PSHE		Considering different dishes from other cultures, developing awareness of healthy eating, following basic food hygiene				

Version history

This page shows recent updates to the document.

Date	Update
26.07.22	Cross curricular links added p.16-p.21
19.08.22	Alternative theme DT: Egyptian collars added.
09.11.22	Updated to include EYFS.
15.12.22	National curriculum objectives amended for Food.
20.03.23	Title changed to 'National curriculum coverage.' Cooking and nutrition removed as a strand - now only a key area.
28.08.23	Year 3 unit 'Wearable technology' replaces Electronic charm.
28.10.23	Updated to reflect refreshed Cooking and nutrition units.